




# HONDA

**CB400F**

**CB400F1**

**CB400F2**



**4**

Courtesy of



Honda4Fun

[www.hondalour.com](http://www.hondalour.com)

[www.honda4fun.com](http://www.honda4fun.com)

## PARTS LIST



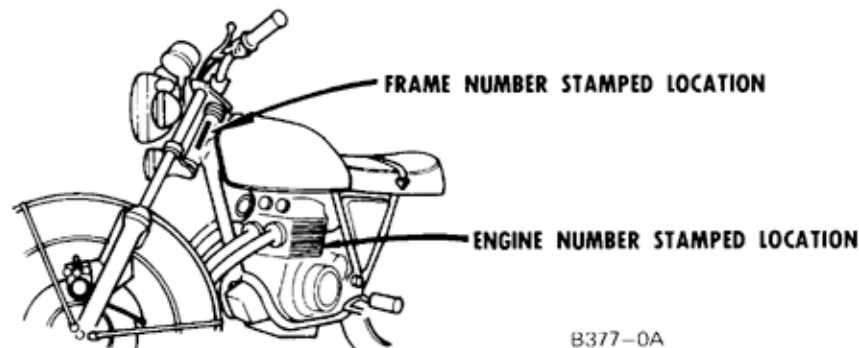
## Applicable Serial Number and Stamped Location

All engine component parts are controlled by the engine serial number and all frame component parts by the frame serial number.

The initial engine and frame serial numbers are as follows.

Model Area Code	Type	Initial Engine serial No.	Initial Frame serial No.
CB400F	A U.S.A.	CB400FE-1000001~1038563	CB400F-1000006~1038492
	E England	CB400FE-1000001~1069245	CB400F-1007709~1073399
	G Germany	CB400FE-1000001~1068984	CB400F-1003864~1073209
	F France	CB400FE-1000001~1067426	CB400F-1003859~1071669
	ED European direct sales	CB400FE-1000001~1068486	CB400F-1003869~1072669
	DK General export (KPH)	CB400FE-1000001~1080155	CB400F-1000154~1084349
	DM General export (MPH)	CB400FE-1000001~1044878	CB400F-1007394~1047804
	S Sweden	CB400FE-1000001~1033298	CB400F-1012968~1033142
	U Australia	CB400FE-1000001~1080210	CB400F-1007369~1084404
CB400F1	A U.S.A.	CB400FE-2000001~ *	CB400F-2000001~2008280
	CM Canada	CB400FE-2000001~ *	CB400F-2008281~2009350
CB400F2	A U.S.A.	CB400FE-2100001~2104125	CB400F-2100001~2104166
	CM Canada	CB400FE-2103573~2105072	CB400F-2103567~2105061
	E England	CB400FE-1069242~1086660	CB400F-1073400~1088559
	G Germany	CB400FE-1069242~1086660	CB400F-1074740~1085944
	F France	CB400FE-1069242~1086660	CB400F-1075280~1086459
	ED European direct sales	CB400FE-1069242~1086660	CB400F-1075640~1090755
	S Sweden	*	*

The serial numbers are stamped on the following locations.



## Applicable Carburetor Identification Number

Component parts of the carburetor are controlled by the carburetor identification number.

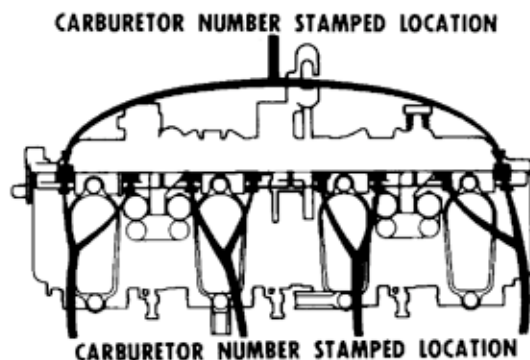
Make-up of the identification number is as follows.

(Example)

0 5 4      A      A      KC      7

Only this portion of the identification number is used for control purpose.

The number is stamped on the following location.



This Part List is compiled as of June 1, 1977.

B333-46

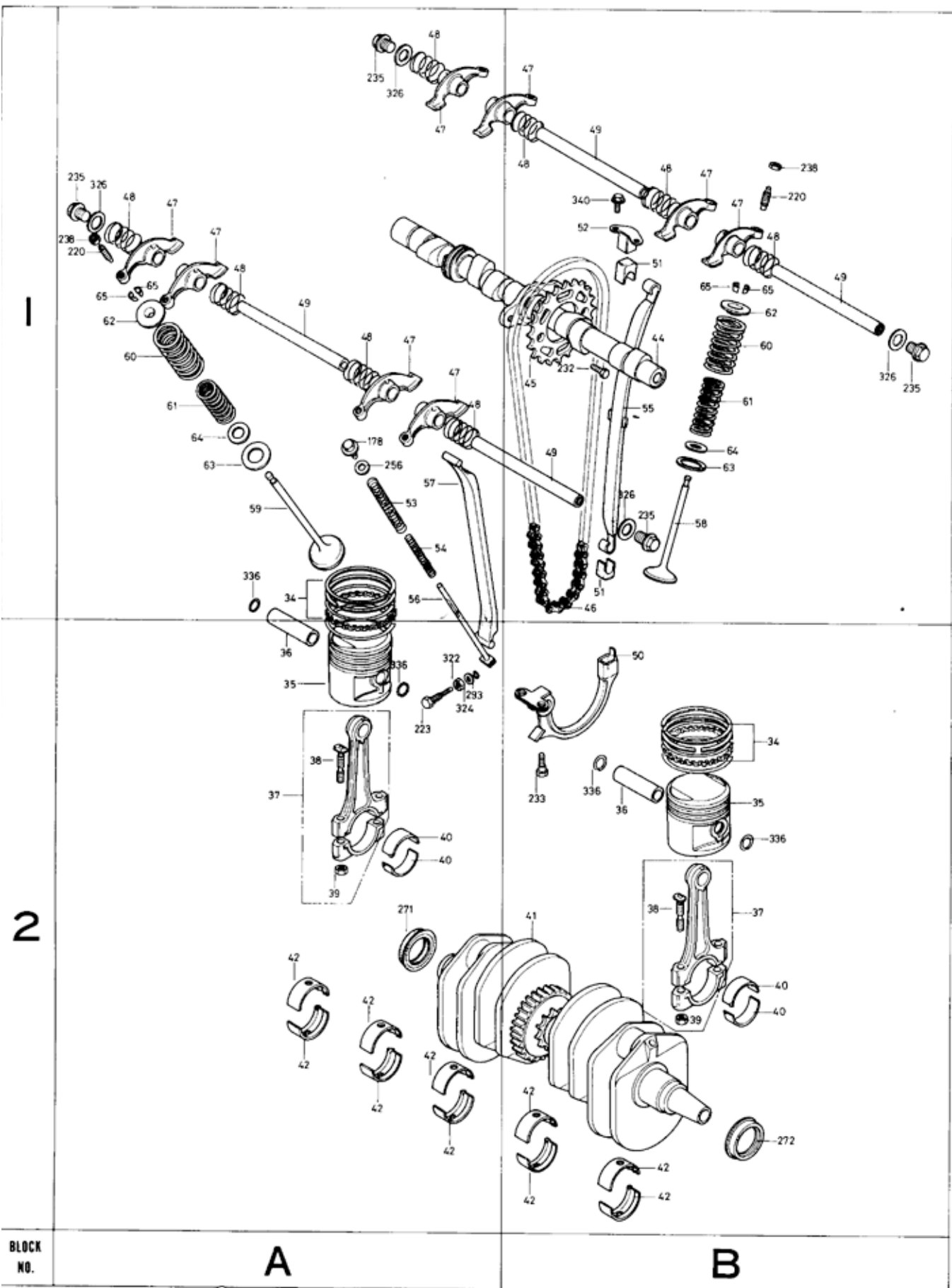
Courtesy of  Honda4Fun  
www.hondafour.com www.honda4fun.com

October 30, 1974.

HONDA MOTOR CO., LTD.



# ENGINE GROUP





**BK377-1** **3**





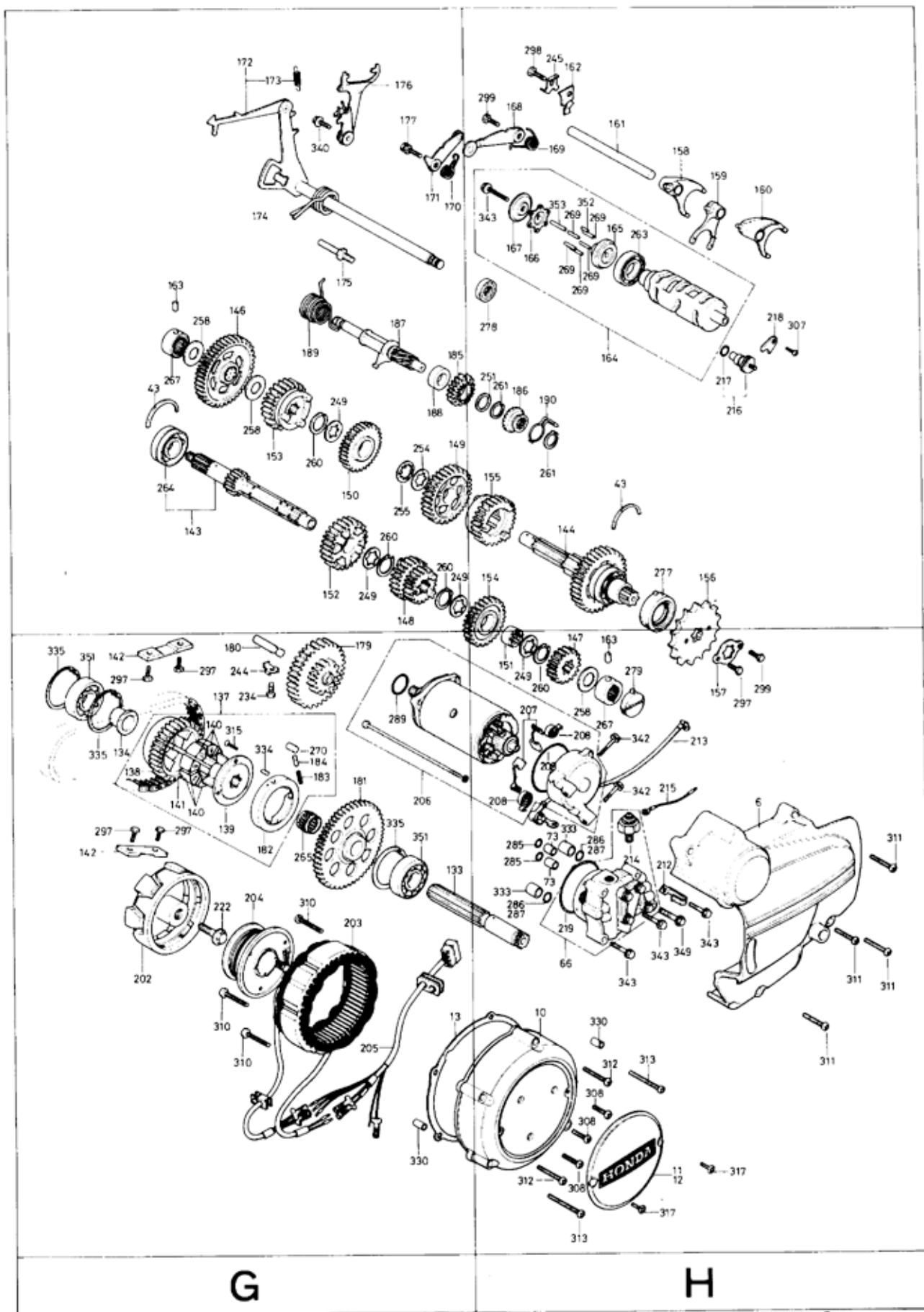
## 1



F

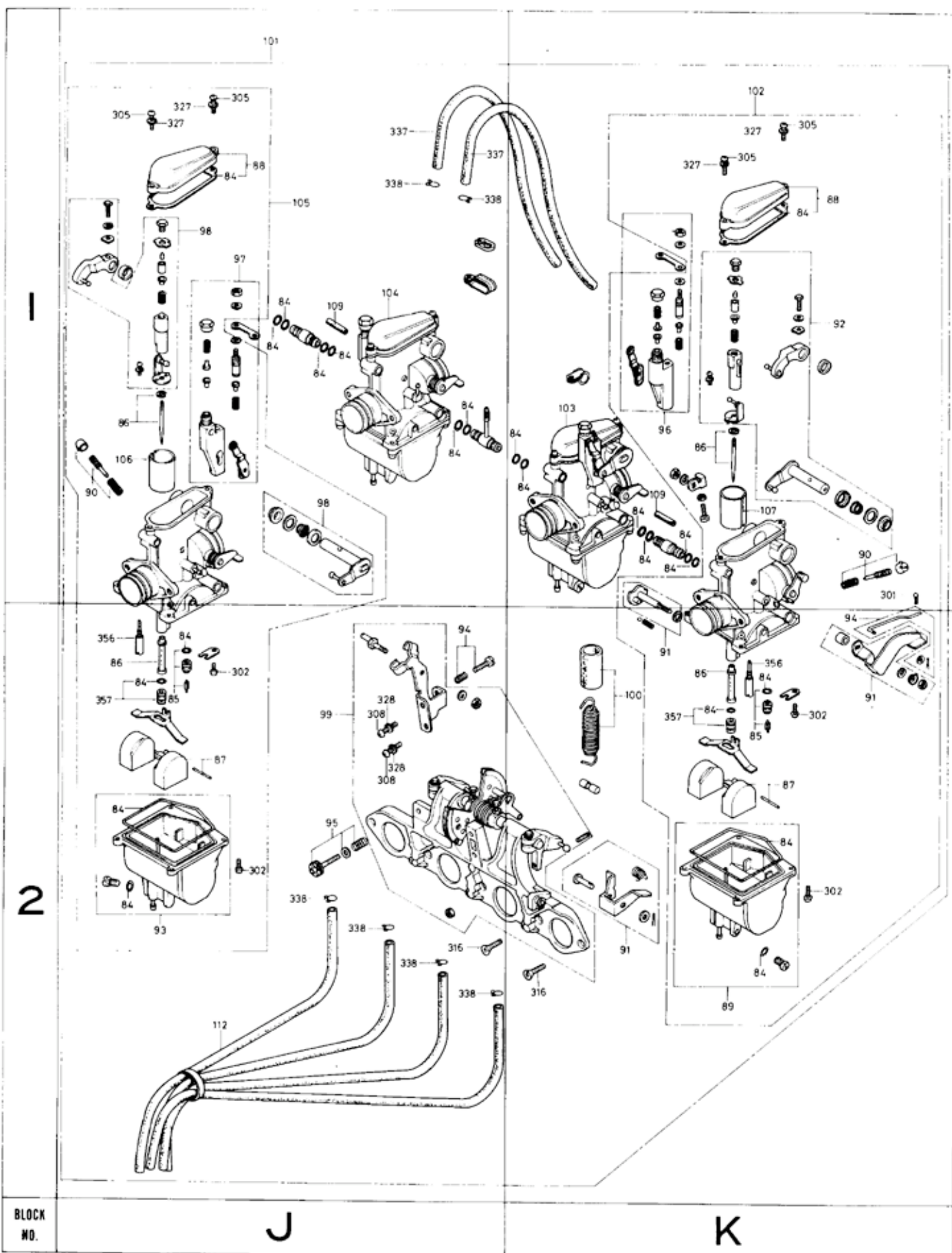


## ENGINE GROUP





## ENGINE GROUP





Block No.	Ref. No.	Part No.	Description	Reqd. No. CB400 F F1 F2	Serial No.	Area Code
1F	1	11000-377-000	CRANKCASE ASSY.	1 1 1		
2F	2	11208-333-000	CAP, OIL PATH	1 1 1		
2F	3	11210-377-000	PAN, OIL	1 1 1		
2F	4	11291-333-000	PLUG, OIL PATH	1 1 1		
1E	5	11331-377-000	COVER, R. CRANKCASE	1 1 1		
2H	6	11341-377-000	COVER, L. CRANKCASE	1 1 1		
1E	7	11348-377-000	COVER, CLUTCH ADJUST	1 1 1		
1E	8	11394-377-000	PACKING, R. CRANKCASE COVER	1 1 1		
2F	9	11398-333-020	GASKET, OIL PAN	1 1 1		
2H	10	11631-377-000	COVER A, DYNAMO	1 1 1		
2H	11	11632-333-010	COVER B, DYNAMO	1 1 1		A,CM,DK,DM,U E,ED,F,G,S
2H	12	11632-377-720	COVER B, DYNAMO	1		A,CM
2G	13	11691-333-000	GASKET, DYNAMO COVER	1 1 1		
2C	14	12100-377-000	CYLINDER COMP.	1 1 1		
2C	15	12191-377-000	PACKING, CYLINDER	1 1 1		
2C	16	12200-377-000	HEAD COMP., CYLINDER	1 1 1		
2D	17	12202-333-315	GUIDE, IN. VALVE	4 4 4		
1C	18	12203-333-335	GUIDE, EX. VALVE	4 4 4		
2D	19	12209-333-005	SEAL, VALVE STEM	4 4 4		
2C	20	12251-377-000	GASKET, CYLINDER HEAD	1 1 1		
1C	21	12310-333-020	COVER, CYLINDER HEAD	1 1 1		
1C	22	12320-333-020	COVER COMP., BREATHER	1 1 1		
1C	23	12329-333-010	GASKET, BREATHER COVER	1 1 1		
1C	24	12361-300-000	CAP, TAPPET ADJUSTING HOLE	8 8 8		
1C	25	12391-333-000	GASKET, CYLINDER HEAD COVER	1 1 1		
1C	26	12431-333-010	GEAR, TACHOMETER	1 1 1		
1C	27	12435-377-000	COLLAR, TACHOMETER GEAR	1 1 1		
2C	28	12901-333-000	VALVE, OIL CONTROL ORIFICE	2 2 2		
1C	29	12903-333-000	PIPE COMP., R. OIL	1 1 1		
1C	30	12904-333-000	PIPE COMP., L. OIL	1 1 1		
1C	31	12905-333-000	HOLDER, OIL PIPE	2 2 2		
2C	32	12909-333-000	GASKET, CYLINDER STUD	2 2 2		
2C	33	12910-333-000	GASKET, ORIFICE VALVE	2 2 2		



# ENGINE GROUP

Ref. No. 34 ~ 35

Block No.	Ref. No.	Part No.	Description	Reqd. No. CB400 F F1 F2	Serial No.	Area Code
1A	34	13011-377-003	RING SET, PISTON (STD.) (NIPPON)	4 4 4		
		13011-377-004	RING SET, PISTON (STD.)(RIKEN)	4 4 4	1054716 1054716 2008301	A,DK,DM,U E,ED,F,G,S
		13011-377-005	RING SET, PISTON (STD.) (TEIKOKU)	4 4 4		
		13021-377-003	RING SET, PISTON (0.25) (NIPPON)	(4)(4)(4)		
		13021-377-004	RING SET, PISTON (0.25)(RIKEN)	(4) (4) (4)	1063101 1063101 2008301	A,DK,DM,U E,ED,F,G,S
		13021-377-005	RING SET, PISTON (0.25) (TEIKOKU)	(4)(4)(4)		
		13031-377-003	RING SET, PISTON (0.50) (NIPPON)	(4)(4)(4)		
		13031-377-004	RING SET, PISTON (0.50)(RIKEN)	(4) (4) (4)	1063101 1063101 2008301	A,DK,DM,U E,ED,F,G,S
		13031-377-005	RING SET, PISTON (0.50) (TEIKOKU)	(4)(4)(4)		
		13041-377-003	RING SET, PISTON (0.75) (NIPPON)	(4)(4)(4)		
		13041-377-004	RING SET, PISTON (0.75)(RIKEN)	(4) (4) (4)	1063101 1063101 2008301	A,DK,DM,U E,ED,F,G,S
		13041-377-005	RING SET, PISTON (0.75) (TEIKOKU)	(4)(4)(4)		
		13051-377-003	RING SET, PISTON (1.00) (NIPPON)	(4)(4)(4)		
		13051-377-004	RING SET, PISTON (1.00)(RIKEN)	(4) (4) (4)	1063101 1063101 2008301	A,DK,DM,U E,ED,F,G,S
		13051-377-005	RING SET, PISTON (1.00) (TEIKOKU)	(4)(4)(4)		
		13011-377-701	RING SET, PISTON (STD.)(RIKEN)	4 4 4	1054717 1054717 2008302	A,DK,DM,U E,ED,F,G,S A,CM
		13021-377-701	RING SET, PISTON ( 0.25 ) (RIKEN)	(4) (4) (4)	1063102 1063102 2008302	A,DK,DM,U E,ED,F,G,S A,CM
		13031-377-701	RING SET, PISTON ( 0.50 ) (RIKEN)	(4) (4) (4)	1063102 1063102 2008302	A,DK,DM,U E,ED,F,G,S A,CM
		13041-377-701	RING SET, PISTON ( 0.75 ) (RIKEN)	(4) (4) (4)	1063102 1063102 2008302	A,DK,DM,U E,ED,F,G,S A,CM
		13051-377-701	RING SET, PISTON ( 1.00 ) (RIKEN)	(4) (4) (4)	1063102 1063102 2008302	A,DK,DM,U E,ED,F,G,S A,CM
2A	35	13101-377-000	PISTON (STD.)	4 4 4		
		13102-377-000	PISTON (0.25)	(4)(4)(4)		
		13103-377-000	PISTON (0.50)	(4)(4)(4)		
		13104-377-000	PISTON (0.75)	(4)(4)(4)		
		13105-377-000	PISTON (1.00)	(4)(4)(4)		



Block No.	Ref. No.	Part No.	Description	Reqd. No. C13400 F F1 F2	Serial No.	Area Code
2A	36	13111-087-000	PIN, PISTON	4 4 4		
2A	37	13210-333-002	ROD COMP. B, CONNECTING 13210-333-012	4 4	1060859	
		13210-333-003	ROD COMP. C, CONNECTING 13210-333-013	4 4	1060859	
		13210-333-004	ROD COMP. D, CONNECTING 13210-333-014	4 4	1060859	
		13210-333-005	ROD COMP. E, CONNECTING 13210-333-015	4 4	1060859	
		13210-333-011	ROD COMP. A, CONNECTING	4 4	1060860	
		13210-333-012	ROD COMP. B, CONNECTING	4 4	1060860	
		13210-333-013	ROD COMP. C, CONNECTING	4 4	1060860	
		13210-333-014	ROD COMP. D, CONNECTING	4 4	1060860	
		13210-333-015	ROD COMP. E, CONNECTING	4 4	1060860	
		13210-333-016	ROD COMP. F, CONNECTING	4 4	1060860	
2A	38	13213-333-003	BOLT, CONNECTING ROD (TOKAI)	8 8 8		
2A	39	13214-300-000	NUT, CONNECTING ROD	8 8 8		
2A	40	13215-333-003	BEARING A, CONNECTING ROD (DAIDO)	8 8 8		
		13216-333-003	BEARING B, CONNECTING ROD (DAIDO)	8 8 8		
		13217-333-003	BEARING C, CONNECTING ROD (DAIDO)	8 8 8		
		13218-333-003	BEARING D, CONNECTING ROD (DAIDO)	8 8 8		
		13219-333-003	BEARING E, CONNECTING ROD (DAIDO)	8 8 8		

Selection table of connecting rod big bearing

Crank pin allowance		A	32 $\phi$ +0 -0.010	B	32 $\phi$ -0.010 -0.020	C	32 $\phi$ -0.020 -0.030
Connecting rod allowance		Bearing mark (color)	Clearance ( $\mu$ )	Bearing mark (color)	Clearance ( $\mu$ )	Bearing mark (color)	Clearance ( $\mu$ )
1	35 $\phi$ +0.008 -0	E (RED)	18~44	D (YELLOW)	20~46	C (GREEN)	22~48
2	35 $\phi$ +0.016 +0.008	D (YELLOW)	18~44	C (GREEN)	20~46	B (BROWN)	22~48
3	35 $\phi$ +0.024 +0.016	C (GREEN)	18~44	B (BROWN)	20~46	A (BLACK)	22~48

2B	41	13300-333-010	CRANKSHAFT COMP.	1 1 1		
2A	42	13314-333-003	BEARING A, CRANKSHAFT (DAIDO)	10 10 10		
		13315-333-003	BEARING A, CRANKSHAFT (DAIDO)	10 10 10		
		13316-333-003	BEARING B, CRANKSHAFT (DAIDO)	10 10 10		
		13317-333-003	BEARING C, CRANKSHAFT (DAIDO)	10 10 10		
		13318-333-003	BEARING D, CRANKSHAFT (DAIDO)	10 10 10		
		13319-333-003	BEARING E, CRANKSHAFT (DAIDO)	10 10 10		
1G	43	13492-283-000	RING, BEARING SET, 52MM	2 2 2		

Selection table of crankshaft journal main bearing

Crankshaft journal allowance		1	32 $\phi$ +0 -0.010	2	32 $\phi$ -0.010 -0.020	3	32 $\phi$ -0.020 -0.030
Crankcase allowance		Bearing mark (color)	Clearance ( $\mu$ )	Bearing mark (color)	Clearance ( $\mu$ )	Bearing mark (color)	Clearance ( $\mu$ )
A	35 $\phi$ +0.008 -0	D (YELLOW)	20~46	C (GREEN)	22~48	B (BROWN)	24~50
B	35 $\phi$ +0.016 +0.008	C (GREEN)	20~46	B (BROWN)	22~48	A (BLACK)	24~50
C	35 $\phi$ +0.024 +0.016	B (BROWN)	20~46	A (BLACK)	22~48	AA (BLUE)	24~50



## ENGINE GROUP

Ref. No. 44 ~ 85

Block No.	Ref. No.	Part No.	Description	Reqd. No. CB400 F F1 F2	Serial No.	Area Code
1B	44	14101-333-020	CAMSHAFT	1 1 1		
1B	45	14321-377-000	SPROCKET, CAM (32T)	1 1 1	1054716 1054716 2008301	A,DK,OM,U E,ED,F,G,S
		14321-377-700	SPROCKET, CAM (32T)	1 1 1 1 1	1054717 1054717 2008302	A,DK,OM,U E,ED,F,G,S A,CM
1B	46	14401-333-003	CHAIN, CAM	1 1 1		
1A	47	14431-333-000	ARM, VALVE ROCKER	8 8 8		
1A	48	14435-333-000	SPRING, ROCKER ARM SIDE	8 8 8		
1A	49	14451-333-000	SHAFT, VALVE ROCKER ARM	4 4 4		
2B	50	14500-333-020	ARM COMP., CAM CHAIN TENSIONER	1 1 1		
1B	51	14501-323-000	DAMPER, CAM CHAIN TENSIONER	2 2 2		
1B	52	14530-333-000	HOLDER COMP., CAM CHAIN TENSIONER	1 1 1		
1A	53	14541-333-020	SPRING, CAM CHAIN TENSIONER OUTER	1 1 1		
1A	54	14543-333-000	SPRING, CAM CHAIN TENSIONER INNER	1 1 1		
1B	55	14545-333-000	SLIPPER, CAM CHAIN TENSIONER	1 1 1		
1A	56	14550-333-000	BAR COMP., CAM CHAIN TENSIONER PUSH	1 1 1		
1A	57	14620-333-000	GUIDE, CAM CHAIN	1 1 1		
1B	58	14711-377-000	VALVE, IN.	4 4 4		
1A	59	14721-377-000	VALVE, EX.	4 4 4		
1A	60	14751-333-010	SPRING, VALVE (OUTER)	8 8 8		
1A	61	14761-333-010	SPRING, VALVE (INNER)	8 8 8		
1A	62	14771-107-020	RETAINER, VALVE SPRING	8 8 8		
1A	63	14775-107-000	SEAT, VALVE SPRING OUTER	8 8 8		
1A	64	14776-107-010	SEAT, VALVE SPRING INNER	8 8 8		
1A	65	14781-107-020	COTTER, VALVE	16 16 16		
2H	66	15100-333-010	PUMP ASSY., OIL	1 1 1		
2F	67	15151-333-000	SCREEN, OIL STRAINER	1 1 1		
2F	68	15152-333-000	PLATE, OIL SEPARATOR	1 1 1		
2F	69	15153-333-000	BODY, OIL SCREEN	1 1 1		
2F	70	15155-333-000	PIPE, MISSION OIL	1 1 1		
2F	71	15157-333-000	SPRING, OIL SCREEN SETTING	1 1 1		
2F	72	15332-300-000	CAP B, OIL PATH	1 1 1		
2H	73	15391-333-000	COLLAR, O-RING GUIDE	2 2 2		
2E	74	15411-300-010	CASE, OIL FILTER	1 1 1		
2E	75	15412-300-024	ELEMENT, OIL FILTER (TOKYO ROKI)	1 1 1		
2E	76	15414-300-000	SEAT, OIL FILTER SPRING	1 1 1		
2E	77	15415-300-000	SPRING, OIL FILTER ELEMENT SET	1 1 1		
2E	78	15420-300-020	BOLT, OIL FILTER CENTER	1 1 1		
2E	79	15473-300-300	VALVE, CHECK	1 1 1		
2E	80	15474-300-310	SPRING, CHECK VALVE	1 1 1		
2E	81	15477-300-300	PIN, SPRING SET	1 1 1		
1E	82	15650-333-000	GAUGE, OIL LEVEL	1 1 1		
1D	83	15772-292-010	CLIP, BREATHER TUBE	1 1 1		
1J	84	16010-333-004	GASKET SET	4 4 4		
2J	85	16011-329-004	VALVE SET, FLOAT	4 4 4		



Block No.	Ref. No.	Part No.	Description	Reqd. No. CB400 F F1 F2	Serial No.	Area Code
1J	86	16012-377-004	NEEDLE SET, JET (KEIHIN)	4 4 4		
2J	87	16013-333-004	FLOAT SET	4 4 4		
1J	88	16014-333-004	TOP SET	4 4 4		
2K	89	16015-333-004	CHAMBER SET A, FLOAT	2 2 2		
1J	90	16016-377-004	SCREW SET A (KEIHIN)	4 4 4		
2K	91	16017-333-004	LINK SET	1 1 1		
1K	92	16018-333-004	ARM SET, LINK	2 2 2		
2J	93	16023-333-004	CHAMBER SET B, FLOAT	2 2 2		
2K	94	16025-333-004	ROD SET, CHOKE	1 1 1		
2J	95	16028-333-004	SCREW SET B	1 1 1		
1K	96	16029-323-004	HOLDER SET A, ADJUST	2 2 2		
1J	97	16030-323-004	HOLDER SET B, ADJUST	2 2 2		
1J	98	16031-333-004	ARM SET B, LINK	2 2 2		
2J	99	16035-333-004	PLATE SET, STAY	1 1 1		
2J	100	16036-323-004	TUBE SET, PROTECT	1 1 1		
1J	101	16100-377-004	CARBURETOR ASSY. (KEIHIN)	1 1 1		
1K	102	16101-377-004	CARBURETOR ASSY. 1 (KEIHIN)	1 1 1		
1K	103	16102-377-004	CARBURETOR ASSY. 2 (KEIHIN)	1 1 1		
1J	104	16103-377-004	CARBURETOR ASSY. 3 (KEIHIN)	1 1 1		
1J	105	16104-377-004	CARBURETOR ASSY. 4 (KEIHIN)	1 1 1		
1J	106	16111-333-004	VALVE A, THROTTLE	2 2 2		
1K	107	16112-333-004	VALVE B, THROTTLE	2 2 2		
1D	108	16173-253-004	O-RING, 27X2.4	4 4 4		
1J	109	16199-333-004	TUBE, FUEL, 2.5X16	2 2 2		
1D	110	16212-333-030	INSULATOR A, CARBURETOR	2 2 2		
1D	111	16213-333-030	INSULATOR B, CARBURETOR	2 2 2		
2J	112	16290-333-000	TUBE, OVER FLOW	1 1 1		
1D	113	17255-246-000	BAND, CLEANER CONNECTING TUBE	4 4 4		
2E	114	22100-377-000	OUTER COMP., CLUTCH	1 1 1		
2E	115	22116-333-020	COLLAR, 25MM	1 1 1		
1E	116	22120-377-000	CENTER COMP., CLUTCH	1 1 1		
1E	117	22125-333-000	SEAT, DISK SPRING	1 1 1		
1E	118	22201-302-000	DISK, CLUTCH FRICTION	1 1 1		
2E	119	22201-377-000	DISK, CLUTCH FRICTION	6 6 6		
1E	120	22321-333-010	PLATE B, CLUTCH	1 1 1		
2E	121	22350-333-010	PLATE, CLUTCH PRESSURE	1 1 1		
1E	122	22361-377-000	PLATE, CLUTCH LIFTER	1 1 1		
1E	123	22401-369-000	SPRING, CLUTCH	4 4 4		
1E	124	22402-333-003	SPRING, CLUTCH DISK	1 1 1		
1E	125	22810-377-000	LEVER COMP., CLUTCH	1 1 1		
1E	126	22815-300-000	SPRING, CLUTCH LEVER	1 1 1		
1E	127	22818-354-000	BOLT, ADJUST, A10X44	1 1 1		
1F	128	22820-300-000	SHAFT, CLUTCH RELEASE	1 1 1		
1E	129	22830-300-000	CAM COMP., CLUTCH LIFTER	1 1 1		
1F	130	22841-300-000	BOLT, CLUTCH ADJUSTING	1 1 1		



# ENGINE GROUP

Ref. No. 131 ~ 165

Block No.	Ref. No.	Part No.	Description	Reqd. No. CB400 F F1 F2	Serial No.	Area Code
1E	131	22846-300-000	PIECE, CLUTCH LIFTER	1 1 1	1070535 1070535	A,DK,DM,U CM,E,ED,F,G,S
		22846-300-010	PIECE, CLUTCH LIFTER	1 1 1	1070536 1070536	A,DK,DM,U E,ED,F,G,S
1E	132	22860-300-006	RETAINER COMP., CLUTCH BALL	1 1 1		
2G	133	23101-377-000	SHAFT, PRIMARY	1 1 1		
2G	134	23102-377-000	COLLAR, 25X31.8	1 1 1		
2E	135	23104-377-000	COLLAR, 25X16.5	1 1 1		
2E	136	23108-333-020	GEAR, SECONDARY DRIVE (23T)	1 1 1		
2G	137	23110-377-000	SPROCKET COMP., PRIMARY DRIVEN	1 1 1	1054716 1054716 2008301	A,DK,DM,U E,ED,F,G,S
		23110-377-700	SPROCKET COMP., PRIMARY DRIVEN	1 1 1	1054717 1054717 2008302	A,DK,DM,U E,ED,F,G,S A,CM
2G	138	23111-333-000	SPROCKET, PRIMARY DRIVEN	1 1 1		
2G	139	23112-333-000	HUB, DRIVEN SPROCKET	1 1 1	1054716 1054716 2008301	A,DK,DM,U E,ED,F,G,S
		23112-377-700	HUB, DRIVEN SPROCKET	1 1 1	1054717 1054717 2008302	A,DK,DM,U E,ED,F,G,S A,CM
2G	140	23114-323-000	RUBBER, DAMPER	8 8 8		
2G	141	23131-323-000	CHAIN, PRIMARY DRIVE	1 1 1		
2G	142	23132-333-010	GUIDE, PRIMARY CHAIN	2 2 2		
1G	143	23210-377-000	MAINSHAFT COMP. (24T)	1 1 1		
1H	144	23220-377-000	COUNTERSHAFT COMP. (36T)	1 1 1	1063270 1063270	A,DK,DM,U CM,E,ED,F,G,S
		23220-377-010	COUNTERSHAFT COMP. (36T)	1 1 1	2102777 1063271 1063271 2102778	A A,DK,DM,U CM,E,ED,F,G,S
2E	145	23311-200-000	PLATE A, CLUTCH	6 6 6		
1G	146	23420-377-000	GEAR COMP., COUNTERSHAFT LOW (41T)	1 1 1		
2H	147	23431-369-000	GEAR, MAINSHAFT SECOND (20T)	1 1 1		
1G	148	23451-369-000	GEAR, MAINSHAFT THIRD FOURTH (24T 27T)	1 1 1		
1G	149	23461-377-010	GEAR, COUNTERSHAFT THIRD (33T)	1 1 1		
1G	150	23481-377-010	GEAR, COUNTERSHAFT FOURTH (30T)	1 1 1		
2H	151	23485-369-000	BUSH, SPLINE, 28MM	1 1 1		
1G	152	23491-369-000	GEAR, MAINSHAFT FIFTH (29T)	1 1 1		
1G	153	23501-377-010	GEAR, COUNTERSHAFT FIFTH (28T)	1 1 1		
1H	154	23511-377-000	GEAR, MAINSHAFT TOP (30T)	1 1 1		
1H	155	23521-377-010	GEAR, COUNTERSHAFT TOP (26T)	1 1 1		
1H	156	23801-333-000	SPROCKET, DRIVE (17T)	1 1 1		
2H	157	23811-292-000	PLATE, DRIVE SPROCKET FIXING	1 1 1		
1H	158	24211-377-010	FORK, R. GEARSHIFT	1 1 1		
1H	159	24216-333-020	FORK, CENTER GEARSHIFT	1 1 1		
1H	160	24221-377-000	FORK, L. GEARSHIFT	1 1 1		
1H	161	24226-377-000	SHAFT, SHIFTFORK GUIDE	1 1 1		
1H	162	24231-333-010	PLATE, GUIDE SHAFT SET	1 1 1		
1G	163	24261-283-000	PIN, GEARSHIFT FORK GUIDE	2 2 2		
1H	164	24300-377-000	DRUM ASSY., GEARSHIFT	1 1 1		
1H	165	24304-377-000	CENTER, GEARSHIFT DRUM	1 1 1		



Block No.	Ref. No.	Part No.	Description	Reqd. No.			Serial No.	Area Code
				CB400	F	F1 F2		
1H	166	24321-377-000	PLATE, DRUM STOPPER	1	1	1		
1H	167	24326-300-000	PLATE, GEARSHIFT SIDE	1	1	1		
1H	168	24430-377-000	STOPPER COMP., GEARSHIFT DRUM	1	1	1		
1H	169	24435-333-000	SPRING, SHIFT DRUM STOPPER	1	1	1		
1G	170	24436-333-010	SPRING, NEUTRAL STOPPER	1	1	1		
1G	171	24440-333-000	ARM COMP., NEUTRAL STOPPER	1	1	1		
1G	172	24610-377-000	SPINDLE COMP., GEARSHIFT	1	1	1		
1G	173	24641-216-000	SPRING, GEARSHIFT ARM	1	1	1		
1G	174	24651-333-000	SPRING, GEARSHIFT RETURN	1	1	1		
1G	175	24652-035-000	PIN, SHIFT RETURN SPRING	1	1	1		
1G	176	24660-377-000	STOPPER COMP., POSITIVE	1	1	1		
1G	177	24667-333-020	PIN, RETURN SPRING, 6 MM	1	1	1		
1A	178	25911-500-000	BOLT, OIL CHECK	1	1	1		
2G	179	28101-377-000	GEAR, STARTER REDUCTION	1	1	1		
2G	180	28106-333-000	SHAFT, STARTER REDUCTION GEAR	1	1	1		
2G	181	28111-333-310	GEAR, STARTING DRIVEN	1	1	1		
2G	182	28120-377-000	OUTER, STARTING CLUTCH	1	1	1		
2G	183	28125-253-020	SPRING, STARTING CLUTCH ROLLER	3	3	3		
2G	184	28126-253-030	CAP, STARTING CLUTCH ROLLER SPRING	3	3	3		
1G	185	28211-333-020	PINION, KICK STARTER	1	1	1		
1H	186	28221-333-010	RATCHET, KICK STARTER	1	1	1		
1G	187	28251-333-010	SPINDLE, KICK STARTER	1	1	1		
1G	188	28259-333-010	COLLAR, KICK SPINDLE	1	1	1		
1G	189	28261-333-030	SPRING, KICK STARTER	1	1	1		
1H	190	28271-333-000	SPRING, STARTER PINION FRICTION	1	1	1		
2E	191	30200-323-154	BREAKER ASSY., CONTACT (TOYO)	1	1	1		
		30200-333-004	BREAKER ASSY., CONTACT (ND)	1	1	1		
2E	192	30201-300-154	PLATE, CONTACT BREAKER BASE (TOYO)	1	1	1		
		30201-333-004	PLATE, CONTACT BREAKER BASE (ND)	1	1	1		
2E	193	30203-300-154	BREAKER, CONTACT (1&4 TOYO)	1	1	1		
		30204-333-004	BREAKER, L. CONTACT (ND)	1	1	1		
2E	194	30203-333-004	BREAKER, R. CONTACT (ND)	1	1	1		
		30204-300-154	BREAKER, CONTACT (2&3 TOYO)	1	1	1		
2E	195	30205-300-154	FELT, OIL (TOYO)	1	1	1		
		30205-333-004	FELT, OIL (ND)	1	1	1		
2E	196	30215-300-154	PLATE, BREAKER SHIFT (TOYO)	1	1	1		
		30215-333-004	PLATE, BREAKER SHIFT (ND)	1	1	1		
2E	197	30220-333-004	ADVANCER ASSY., SPARK (ND)	1	1	1		
		30220-377-154	ADVANCER, SPARK (TOYO)	1	1	1		
2E	198	30233-333-000	WASHER, ADVANCER SPECIAL	1	1	1		
2E	199	30250-300-154	CONDENSER COMP. (TOYO)	1	1	1		
		30250-333-004	CONDENSER COMP. (ND)	2	2	2		
2E	200	30370-323-000	COVER COMP., POINT	1	1	1		
2E	201	30372-300-300	GASKET, POINT COVER	1	1	1		
2G	202	31101-333-004	ROTOR COMP. (ND)	1	1	1		
2G	203	31102-333-004	STATOR COMP. (ND)	1	1	1		
2G	204	31103-333-004	COIL COMP., FIELD (ND)	1	1	1		
2G	205	31110-333-000	HARNESS, A.C. GENERATOR WIRE	1	1	1		



# ENGINE GROUP

Ref. No. 206 ~ 245

Block No.	Ref. No.	Part No.	Description	Reqd. No. CB400 F F1 F2	Serial No.	Area Code
2G	206	31200-333-000	MOTOR ASSY., STARTING	1 1 1		
2H	207	31201-230-174	BRUSH SET, CARBON (MITSUBA)	1 1 1		
2H	208	31204-225-154	SPRING, CARBON BRUSH (MITSUBA)	2 2 2		
2H	209	31206-286-158	O-RING (MITSUBA)	1 1 1		
1F	210	32111-333-000	CLAMPER A, CORD	1 1 1		
1E	211	32112-333-000	CLAMPER B, CORD	2 2 2		
2H	212	32113-333-000	CLAMPER C, CORD	1 1 1		
2H	213	32410-333-000	CABLE, STARTING MOTOR	1 1 1		
2H	214	35500-333-014	SWITCH ASSY., OIL PRESSURE (ND)	1 1 1		
2H	215	35510-333-000	CORD, PRESSURE SUB	1 1 1		
1H	216	35750-333-023	SWITCH, NEUTRAL (TOYO)	1 1 1		
1H	217	35751-333-003	O-RING	1 1 1		
1H	218	35755-333-010	PLATE, NEUTRAL SWITCH FIXING	1 1 1		
2H	219	41123-516-000	O-RING, 63X2.5	1 1 1		
1A	220	90012-333-000	SCREW, TAPPET ADJUSTING	8 8 8		
2E	221	90013-333-010	BOLT, UBS, 12X30	1 1 1		
2G	222	90014-333-000	BOLT, UBS, 10X32	1 1 1		
2A	223	90016-286-000	BOLT, TENSIONER SETTING	1 1 1		
1F	224	90017-333-000	BOLT, FLANGE, 8X60	5 5 5		
1C	225	90018-333-000	BOLT, UBS, 6X38	2 2 2		
1F	226	90031-377-000	STUD A, CYLINDER, 8X154	8 8 8	1057306	A, DK, DM, U E, ED, F, G, S
		90031-377-010	STUD A, CYLINDER, 8X155	8 8 8	1057307	A, DK, DM, U E, ED, F, G, S
1F	227	90032-377-000	STUD B, CYLINDER, 8X122	2 2 2		
1F	228	90033-377-000	STUD C, CYLINDER, 10X139	2 2 2	1057306	
		90033-377-010	STUD C, CYLINDER, 10X141	2 2 2	1057307	
2C	229	90044-377-000	BOLT, STUD, 6X47	8 8 8		A, CH, DK, DM, U E, ED, F, G, S
2C	230	90044-377-720	BOLT, STUD, 6X37	8 8 8		A, CH
2F	231	90045-329-000	BOLT, UBS, 8X114	6 6 6		
1B	232	90081-246-000	BOLT, HEX. KNOCK, 7X12	2 2 2		
2B	233	90081-312-000	BOLT, KNOCK, 6X14	2 2 2		
2G	234	90081-512-010	BOLT, STOPPER, 6MM	1 1 1		
1A	235	90084-333-000	BOLT, SEALING	4 4 4		
2F	236	90086-333-000	BOLT, UBS, 8X97	4 4 4		
2E	237	90201-333-020	WASHER, PRIMARY SHAFT LOCK	1 1 1		
1A	238	90206-001-000	NUT, TAPPET ADJUSTING	8 8 8		
1E	239	90231-200-010	NUT, LOCK, 16MM	1 1 1		
1C	240	90236-300-000	NUT, FLANGE, 8MM	2 2 2		
1C	241	90237-333-000	NUT, SPECIAL, 8MM	2 2 2		
1E	242	90402-822-000	WASHER, HEAD, 8MM	1 1 1		
1E	243	90431-292-000	WASHER, LOCK, 16MM	1 1 1		
2G	244	90433-283-000	WASHER, LOCK, 6MM	1 1 1		
1H	245	90435-333-000	WASHER, TONGUED, 8 MM	1 1 1		



Block No.	Ref. No.	Part No.	Description	Reqd. No. CB400 F F1 F2	Serial No.	Area Code
1C	246	90441-377-000	WASHER, SEALING, 8MM	10 10 10		
1C	247	90442-377-000	WASHER, SEAL	2 2 2		
1C	248	90443-107-000	NUT, CAP, 8MM	8 8 8		
1G	249	90451-300-000	WASHER, THRUST, 25MM	4 4	1049621 2007531	
		90451-371-000	WASHER, THRUST, 25X31	4 4 4	1049622 2007532	
1C	250	90452-323-000	WASHER, THRUST, 5MM	4 4 4		
1H	251	90454-107-000	WASHER, THRUST, 20MM	1 1 1		
2F	252	90455-333-010	WASHER, THRUST, 25MM	1 1 1		
1C	253	90458-324-010	WASHER, THRUST, 6.7MM	1 1 1		
1G	254	90461-286-000	WASHER B, THRUST, 25MM	1 1 1		
1G	255	90462-323-000	WASHER, LOCK, 25MM	1 1 1		
1A	256	90474-333-000	WASHER, 8MM	1 1 1		
1E	257	90481-292-000	WASHER, OIL FILTER ROTOR LOCK	1 1 1		
1G	258	90554-700-000	WASHER, THRUST, 20MM	3 3 3		
1C	259	90601-333-000	SET RING, 12.7MM	1 1 1		
1G	260	90602-259-010	CIR CLIP, 25MM	4 4 4		
1H	261	90605-200-000	SET RING, 20MM	2 2 2		
1E	262	90609-333-000	SET RING, SPECIAL, 92MM	1 1 1		
1H	263	91001-235-300	BEARING, RADIAL BALL, 16004	1 1 1		
1G	264	91002-286-008	BEARING, BALL, 5205HS (TOYO)	1 1 1		
2G	265	91007-323-000	BEARING, NEEDLE, 25X29X17	1 1	1010601	
		91029-357-004	BEARING, NEEDLE, 25X29X17 (KOYO)	1 1 1	1010602	1071403 2104477 1071403 E,ED,F,G,S
		91029-357-006	BEARING, NEEDLE, 25X29X17 (TOMSON)	1 1	1010602	1071403 1071403 E,ED,F,G,S 2104477
		91007-323-003	BEARING, NEEDLE, 25X29X17	1 1 1	1071404 1071404 2104478	A,DK,DM,U E,ED,F,G,S CM
1E	266	91008-362-000	BEARING, RADIAL BALL, 16003	1 1 1		
1G	267	91022-377-008	BEARING, NEEDLE, 20MM	2 2 2		
1H	269	91101-333-000	ROLLER, 4X16.8	5 5 5		
2G	270	91101-377-000	ROLLER, 10.2X11.5	3 3 3		
2A	271	91201-300-003	OIL SEAL, 30X42X8	1 1 1		
2B	272	91201-323-005	OIL SEAL, 30X45X8	1 1 1		
1C	273	91201-324-010	OIL SEAL, 6.5X14.5X7 91201-324-013	1 1	1037578	
		91201-324-013	OIL SEAL, 6.5X14.5X7 (ARAI)	1 1 1	1037579 1037579	A,DK,DM,U E,ED,F,G,S A,CM
1E	275	91202-216-005	OIL SEAL, 14X24X5	1 1 1		
1E	276	91204-259-000	OIL SEAL, 16X28X7	1 1 1		
1H	277	91205-333-005	OIL SEAL, 34X52X13.5X15.5	1 1 1	1062965 1062965	A,DK,DM,U E,ED,F,G,S
		91205-333-015	OIL SEAL, 34X52X13.5X15.5	1 1 1	1062966 1062966	A,DK,DM,U E,ED,F,G,S A,CM
1H	278	91206-286-005	OIL SEAL, 14X28X7 (NIPPON)	1 1 1		
		91206-286-013	OIL SEAL, 14X28X7	1 1 1		
2H	279	91207-333-000	OIL SEAL, 34X9	1 1 1		
1C	280	91301-200-000	O-RING, 10X1.6	8 8 8		



# ENGINE GROUP

Ref. No. 281 ~ 320

Block No.	Ref. No.	Part No.	Description	Reqd. No. CB400 F F1 F2	Serial No.	Area Code
1F	281	91301-283-005	O-RING, 5X2.4	1 1 1		
1C	282	91301-333-000	O-RING, 7X1.7	1 1 1		
2C	283	91301-377-000	O-RING, 55.5X2	4 4 4		
1C	284	91302-001-020	O-RING, 30.8MM	8 8 8		
2H	285	91302-044-010	O-RING, 6.9X1.5	2 2 2		
2E	286	91302-377-000	O-RING, 15X2.5	3 3 3 1 3 1 1	1063101 1063101 2102777 1063102 1063102 2102778	A,DK,DM,U E,ED,F,G,S A,CM A,DK,DM,U E,ED,F,G,S A,CM
2E	287	91303-377-000	O-RING, 13.8X2.5	2 2 2	1063102 1063102 2102778	A,DK,DM,U E,ED,F,G,S A,CM
2D	288	91305-333-000	O-RING, 5X1.7	1 1 1		
2G	289	91309-300-000	O-RING, 24.4X3.1	1 1 1		
2F	290	91314-220-000	O-RING, 16.4X2.4	1 1 1		
2F	291	91315-044-000	O-RING, 19.4X2.8	1 1 1		
2E	292	91316-300-003	O-RING, 89X4.5	1 1 1		
2A	293	91317-703-000	O-RING, 6X1.7	1 1 1		
2F	294	91319-300-000	O-RING, 13X2.5	1 1 1		
2F	295	91329-590-003	O-RING, 16.5X2	1 1 1		
1E	296	91354-702-000	O-RING, 23MM	1 1 1		
	297	92000-06012	BOLT, HEX., 6X12	6 6 6		
	298	92000-08020-0A	BOLT, HEX., 8X20	1 1 1		
	299	92100-06020	BOLT, HEX., 6X20	1 1 1		
	300	92800-12000	BOLT, DRAIN PLUG, 12MM	1 1 1		
	301	93500-03006-0A	SCREW, PAN, 3X6	1 1 1		
	302	93500-04010-0A	SCREW, PAN, 4X10	20 20 20		
	303	93500-05006-0A	SCREW, PAN, 5X6	4 4 4		
	304	93500-05014-0A	SCREW, PAN, 5X14	3 3 3		
	305	93500-05016-0A	SCREW, PAN, 5X16	8 8 8		
	306	93500-05025-0A	SCREW, PAN, 5X25	4 4 4		
	307	93500-06012	SCREW, PAN, 6X12	5 5 5		
	308	93500-06016	SCREW, PAN, 6X16	5 5 5		
	309	93500-06018	SCREW, PAN, 6X18	8 8 8		
	310	93500-06032	SCREW, PAN, 6X32	3 3 3		
	311	93500-06035	SCREW, PAN, 6X35	5 5 5		
	312	93500-06040	SCREW, PAN, 6X40	9 9 9		
	313	93500-06055	SCREW, PAN, 6X55	2 2 2		
	314	93500-06060	SCREW, PAN, 6X60	2 2 2		
	315	93600-06014	SCREW, FLAT, 6X14	3 3 3		
	316	93600-06016	SCREW, FLAT, 6X16	8 8 8		
	317	93700-04012-0B	SCREW, OVAL, 4X12	2 2 2		
	318	93700-05020-0A	SCREW, OVAL, 5X20	1 1 1		
	319	93700-06016	SCREW, OVAL, 6X16	2 2 2		
	320	93700-06030	SCREW, OVAL, 6X30	2 2 2		